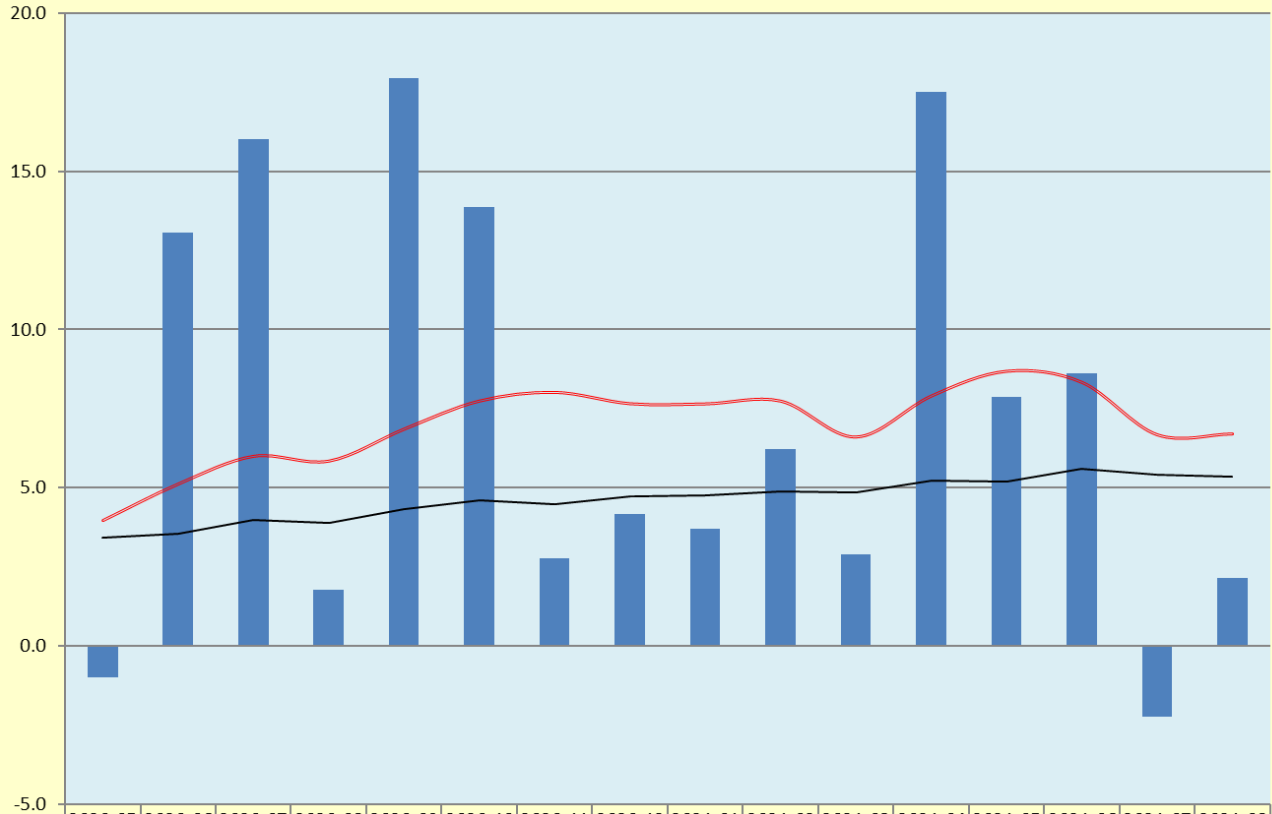




**NABCA**

## Control State Results for August 2021

**9 Liter Case Spirits Growth in the Control States as of August, 2021: Month over Same Month Last Year % Change, Rolling-12 Month % Change, and 3 Year CAGR**



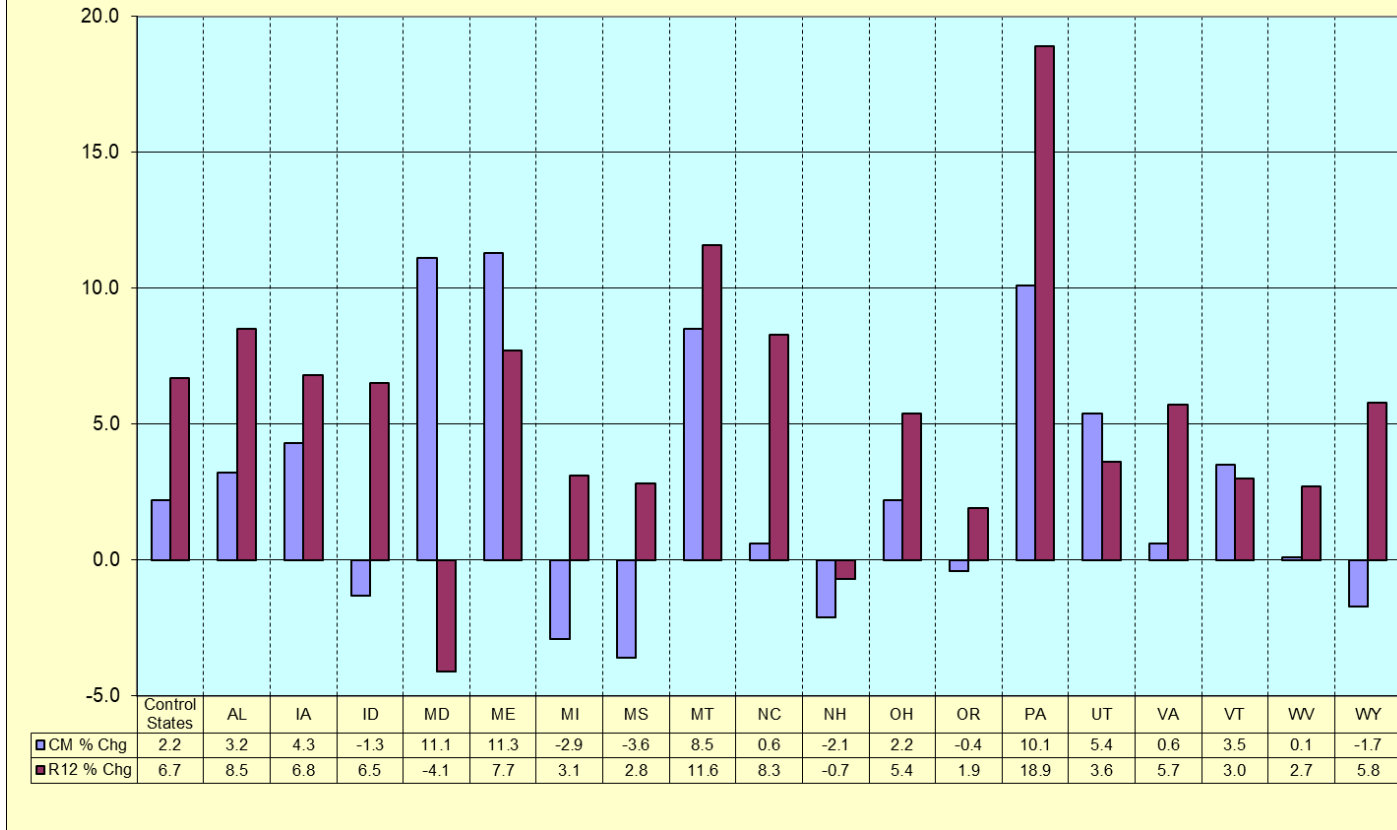
	2020-05	2020-06	2020-07	2020-08	2020-09	2020-10	2020-11	2020-12	2021-01	2021-02	2021-03	2021-04	2021-05	2021-06	2021-07	2021-08
% Chg	-1.0	13.1	16.0	1.8	17.9	13.9	2.8	4.2	3.7	6.2	2.9	17.5	7.9	8.6	-2.3	2.2
R12 % CHG	4.0	5.1	6.0	5.9	6.9	7.8	8.0	7.7	7.7	7.7	6.6	7.9	8.7	8.3	6.7	6.7
3 Year CAGR	3.4	3.5	4.0	3.9	4.3	4.6	4.5	4.7	4.8	4.9	4.8	5.2	5.2	5.6	5.4	5.3



**NABCA**

## Control State Results for August 2021

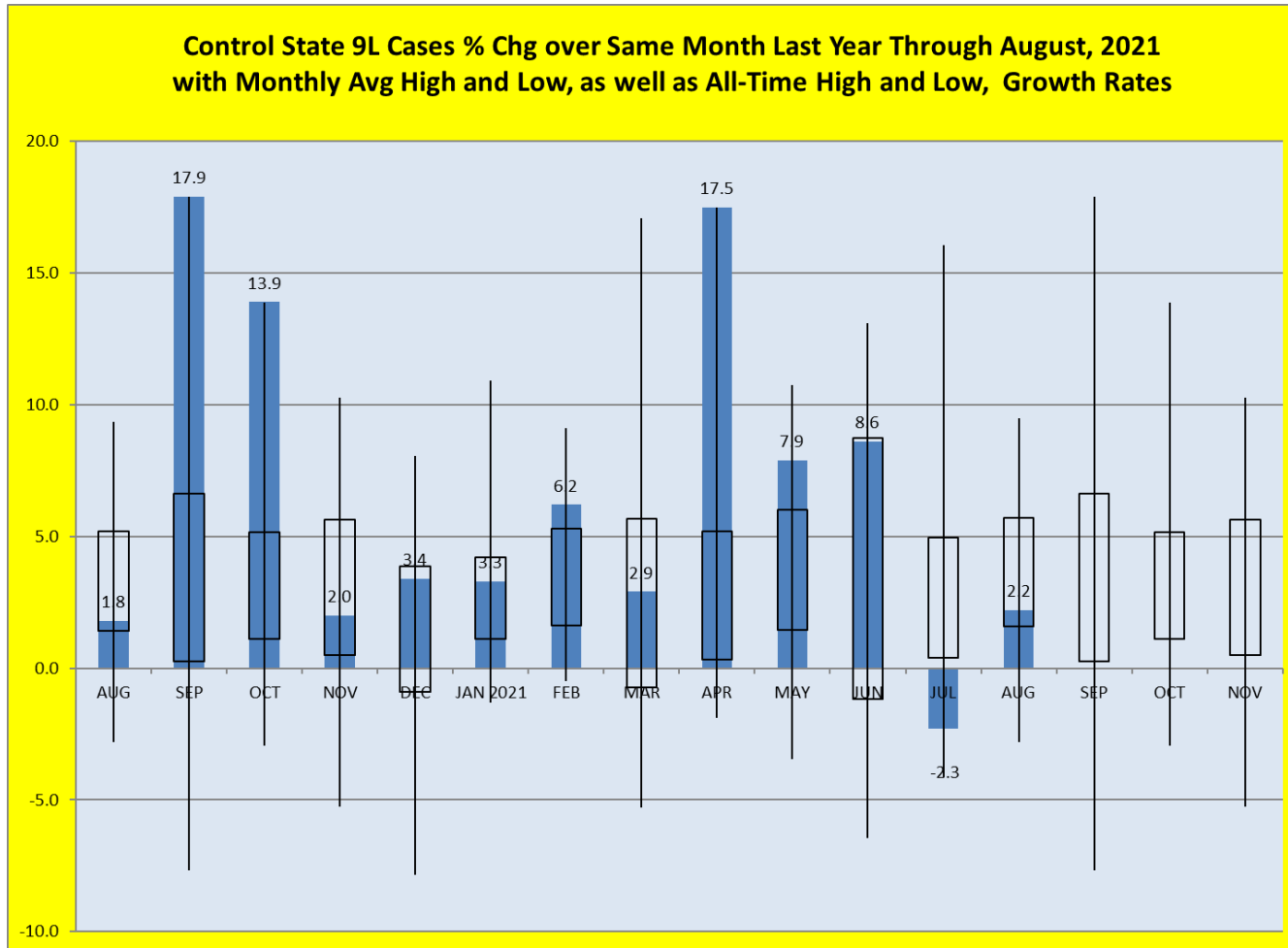
**Nine Liter Case Spirits Growth in the Control States by State for August, 2021:  
Month over Same Month Last Year % Change and Rolling-12-Month % Change**





**NABCA**

## Control State Results for August 2021





**NABCA**

## Control State Results for August 2021

