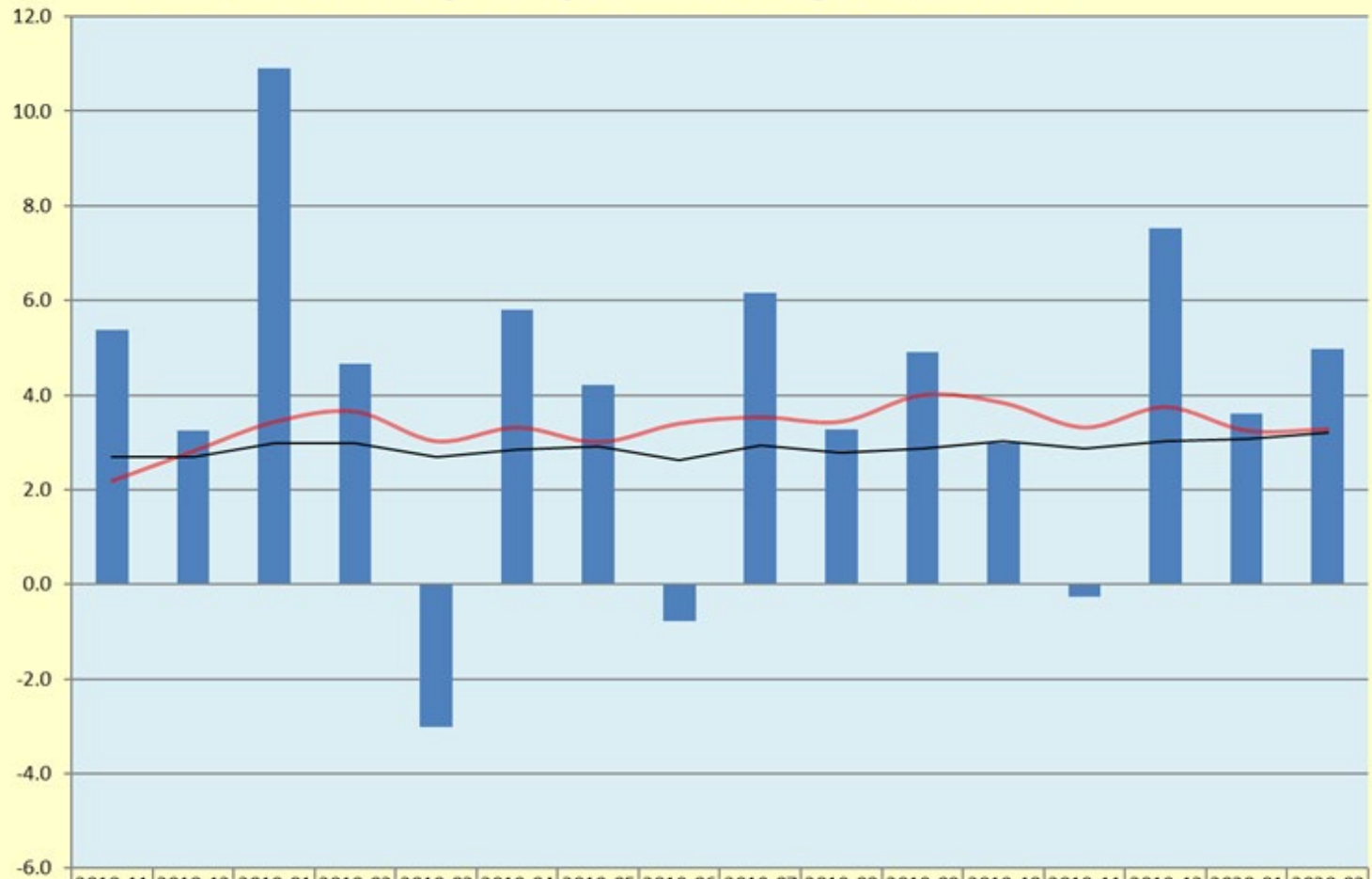




NABCA

Control State Results for February 2020

9 Liter Case Spirits Growth in the Control States as of February, 2020: Month over Same Month Last Year % Change, Rolling-12 Month % Change, and 3 Year CAGR



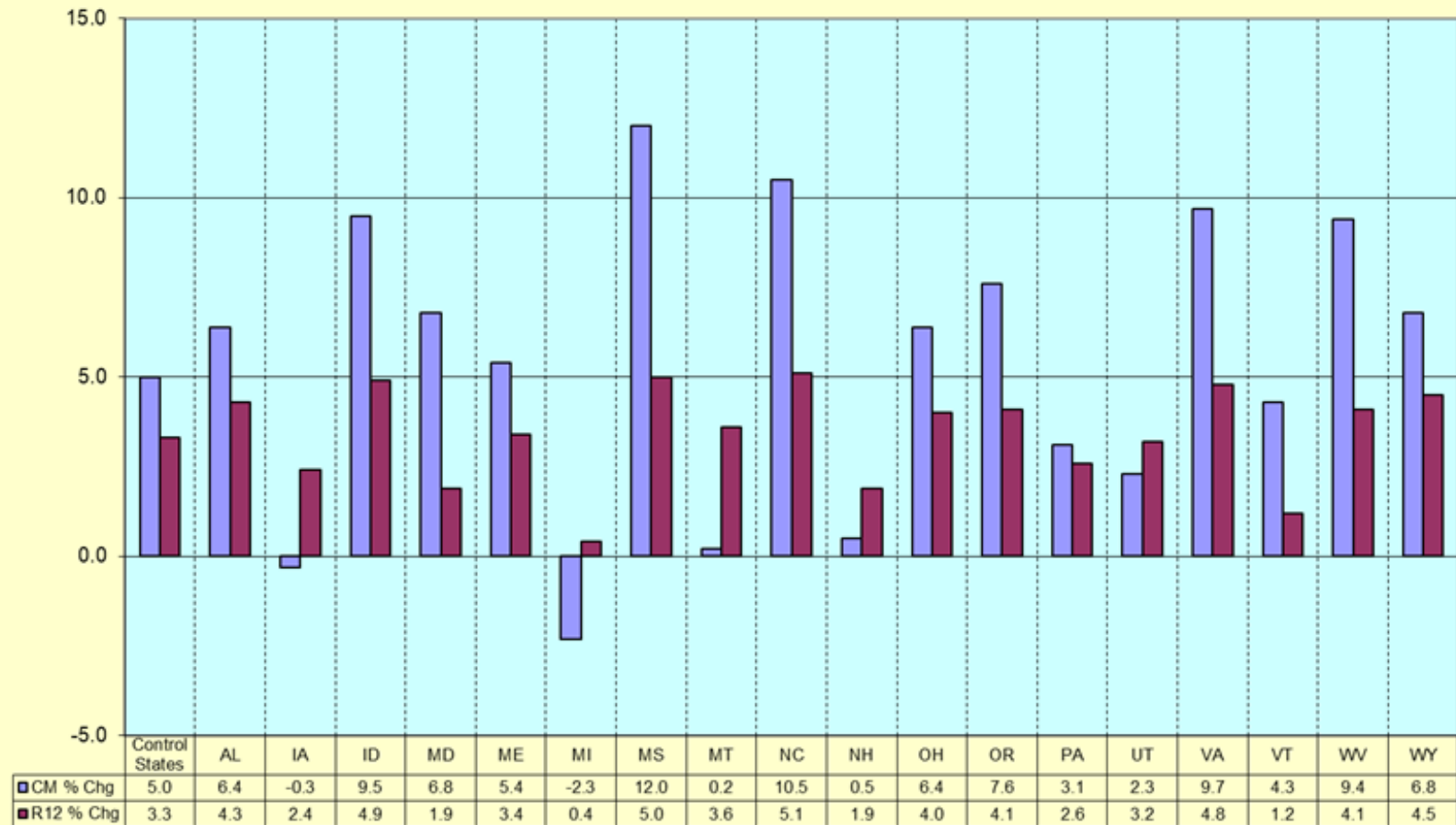
	2018-11	2018-12	2019-01	2019-02	2019-03	2019-04	2019-05	2019-06	2019-07	2019-08	2019-09	2019-10	2019-11	2019-12	2020-01	2020-02
% Chg	5.4	3.2	10.9	4.7	-3.0	5.8	4.2	-0.8	6.2	3.3	4.9	3.0	-0.3	7.5	3.6	5.0
R12 % CHG	2.2	2.8	3.4	3.6	3.0	3.3	3.0	3.4	3.5	3.4	4.0	3.8	3.3	3.7	3.3	3.3
3 Year CAGR	2.7	2.7	3.0	3.0	2.7	2.9	2.9	2.6	2.9	2.8	2.9	3.0	2.9	3.0	3.1	3.2



NABCA

Control State Results for February 2020

**Nine Liter Case Spirits Growth in the Control States by State for February, 2020:
Month over Same Month Last Year % Change and Rolling-12-Month % Change**

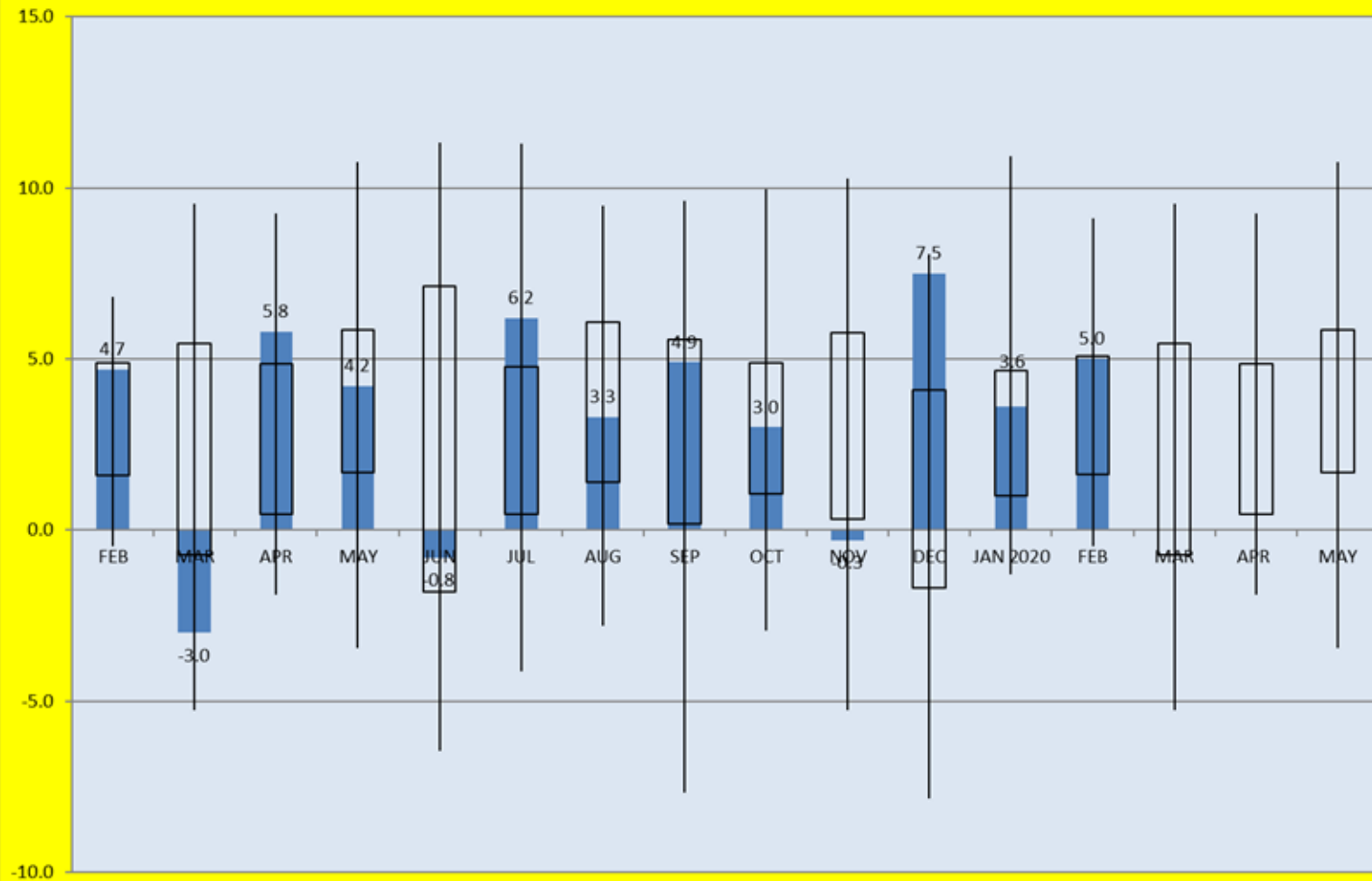




NABCA

Control State Results for February 2020

**Control State 9L Cases % Chg over Same Month Last Year Through February, 2020
with Monthly Avg High and Low, as well as All-Time High and Low, Growth Rates**





NABCA

Control State Results for February 2020

